

# KYOCERA Surface Mount RF Package Open Tooling for Customers' Engineering Evaluation











Inquiries about this list ?  
Please click here.

[Unit : mm] (unless otherwise specified)

No.	1	2	3	4	5	6	7	8	9
FREQUENCY [Hz]	up to 33G	up to 33G	up to 40G	up to 40G	up to 43G	up to 43G	up to 48G	up to 40G	up to 40G
STRUCTURE (CROSS SECTION)									
OUTER LEAD COUNT	12	12	16	26	16	24	16	LEADLESS	LEADLESS
RF PORT	4	4	2	6	2	4	2	2	2
DC PORT	4	4	6	12	6	12	6	6	6
CAVITY DIMENSION	2.465SQ.	2.465SQ.	2.8x3.06	5.9SQ.	3.2x3.06	6.25x4.3	3.2x3.06	2.0SQ.	2.0SQ.
CAVITY DEPTH	0.18	0.18	0.5	-	0.15	0.15	0.15	0.203	0.203
D/A AREA MATERIAL	CERAMIC	CERAMIC	Fe-Ni-Co	CERAMIC	Cu-Mo	Cu-Mo	Cu-Mo	Cu-Mo (210W/mK)	Cu-Mo (210W/mK)
SEAL RING	METALLIZATION	Fe-Ni-Co	METALLIZATION	METALLIZATION	METALLIZATION	METALLIZATION	(ALUMINA COAT)	METALLIZATION	NO SEAL RING
CERAMIC OUTER DIMENSION	6.35SQ.	6.35SQ.	7.16SQ.	10.58SQ.	7.16SQ.	10.21x8.26	7.16SQ.	5.0SQ.	5.0SQ.
CERAMIC THICKNESS	0.38	0.38	0.5	0.5	0.5	0.5	0.5	0.635	0.635
STRIP LEAD	30pcs	30pcs	30pcs	30pcs	30pcs	-	30pcs	-	-
DRAWING NUMBER	PGMR-99011-B	PGMR-99408-A	PGMR-A0470-A	PGMR-A1329	PGMR-A2402 PGMR-A4484	REFR-A2416-B	PGMR-A2463	REFR-B1191	SGMR-C0016
MATCHING LID DRAWING NUMBER	SGMR-A1042-B (METAL LID)	NOT AVAILABLE	NOT AVAILABLE	SGMR-A1364-B (METAL LID)	NOT AVAILABLE	PGMR-A3001 (CERAMIC LID)	NOT AVAILABLE	SGMR-A9634-B (CERAMIC LID)	NOT AVAILABLE

\* Contents in this list are subject to change without notice. It is recommended to confirm the latest information at the time of usage.  
We may not be able to accept requests based on old list.

[Unit : mm] (unless otherwise specified)

No.	10	11	12	13	14	15	16	17
FREQUENCY [Hz]	up to 40G	up to 40G	up to 40G	up to 40G	up to 35G	up to 50G	up to 35G	up to 35G
STRUCTURE (CROSS SECTION)								
OUTER LEAD COUNT	LEADLESS	LEADLESS	LEADLESS	LEADLESS	LEADLESS	LEADLESS	LEADLESS	LEADLESS
RF PORT	2	2	2	2	2	6	2	2
DC PORT	10	10	12	12	8	14	8	10
CAVITY DIMENSION	3.0SQ.	3.0SQ.	4.0SQ.	4.0SQ.	5.0SQ.	5.0SQ.	5.0SQ.	6.0SQ.
CAVITY DEPTH	0.203	0.203	0.203	0.203	0.203	0.203	0.203	0.203
D/A AREA MATERIAL	Cu-Mo (210W/mK)	Cu-Mo (210W/mK)	Cu-Mo (210W/mK)	Cu-Mo (210W/mK)	Cu-Mo (210W/mK)	Cu-Mo (210W/mK)	CERAMIC	Cu-Mo (210W/mK)
SEAL RING	METALLIZATION	NO SEAL RING	METALLIZATION	NO SEAL RING	METALLIZATION	NO SEAL RING	METALLIZATION	METALLIZATION
CERAMIC OUTER DIMENSION	6.0SQ.	6.0SQ.	7.0SQ.	7.0SQ.	7.0SQ.	7.0SQ.	7.0SQ.	8.0SQ.
CERAMIC THICKNESS	0.635	0.635	0.635	0.635	0.813	0.635	0.813	0.813
STRIP LEAD	-	-	-	-	-	-	-	-
DRAWING NUMBER	REFR-B1192	SGMR-B3479	REFR-B1193-A	SGMR-B3480	SGMR-B6153	SGMR-B8224	SGMR-B9155	SGMR-C0064
MATCHING LID DRAWING NUMBER	SGMR-A9635-C (CERAMIC LID)	NOT AVAILABLE	SGMR-A9636-B (CERAMIC LID)	NOT AVAILABLE	SGMR-B6239 (CERAMIC LID)	NOT AVAILABLE	SGMR-B6239 (CERAMIC LID)	SGMR-B8285 (CERAMIC LID)

\* Contents in this list are subject to change without notice. It is recommended to confirm the latest information at the time of usage.  
We may not be able to accept requests based on old list.